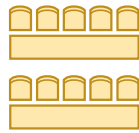


# S SEATING PLANS



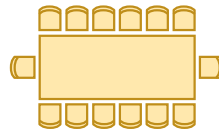
## THEATRE

- Used for product launches, presentations, displays
- Used to present to large numbers of delegates
- Allows for optimal room occupancy.




## CLASSROOM

- Used to present to small to medium groups
- Delegates (in ones or twos) have own workspace
- Ideal for testing and individual training.



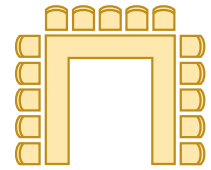
## BOARDROOM

- Centrally located table
- Classic layout ideal for debate and discussion
- Popular for smaller meetings.



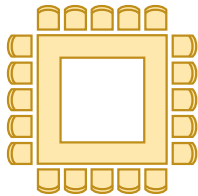
## BANQUETING ROOM

- Tables around the outside of the room
- Dancefloor in central area
- Used mostly for weddings and evening entertainment.




## U-SHAPE

- Seating around three sides of the room – good for presentations from front
- Square layout conducive to discussion
- Presentation space in the middle of the room.




## HOLLOW SQUARE

- Seating around four sides of the room – good for presentations from front
- Square layout conducive to discussion
- Good for networking groups.



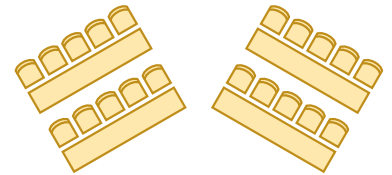
## TABLE TOP & SPRIGS

- Seating around an E shape – good for weddings where the bride and groom can be seated in the middle
- E formation helps guests to sit opposite for discussion
- Good use of space in smaller areas.



## COCKTAIL TABLES

- All delegates facing front-centre on round tables
- Tables equally spaced
- Ideal for small-group work.



## HERRINGBONE

- As Classroom Style
- Ables angled towards centre
- Allows more discussion than ordinary classroom layout.